


# second grade

## MATH REVIEW

name: \_\_\_\_\_



# ten more



29

65

33

77

48

55

56

44

31

63

49

70

72

84



# ten LESS

51

65

63

47

78

35

46

64

31

93

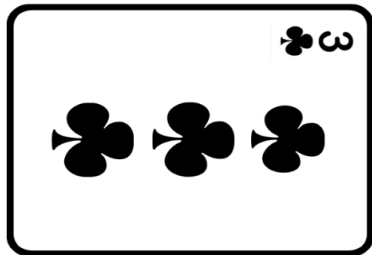
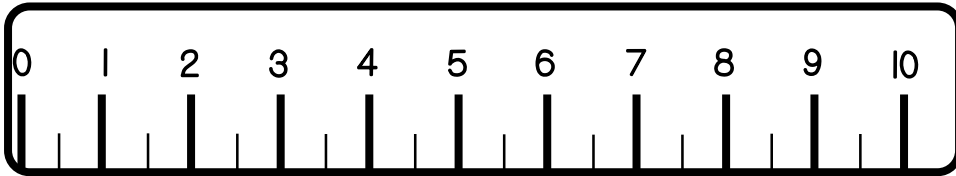
89

80

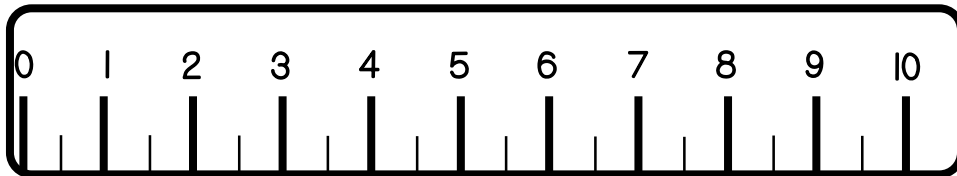
92

74

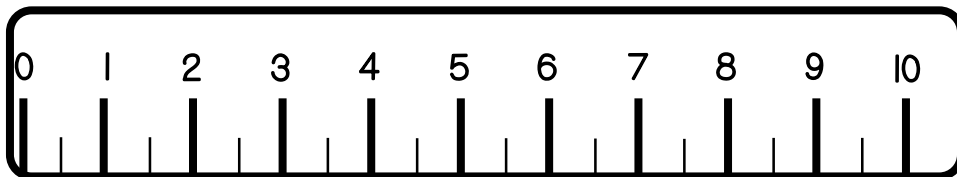
# HOW LONG?




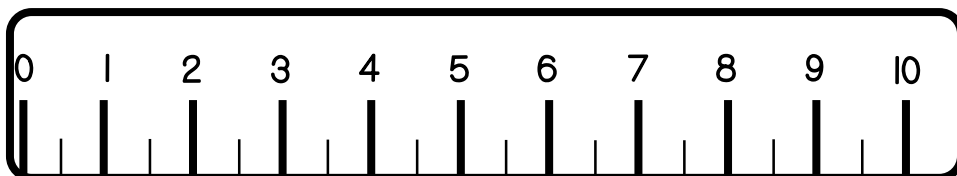
The card is \_\_\_\_\_ cm long



The quarter is \_\_\_\_\_ cm long




The pencil is \_\_\_\_\_ cm long

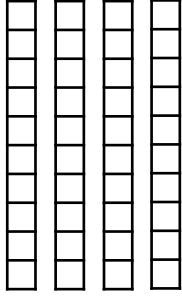


The glue stick is \_\_\_\_\_ cm long

# HOW MUCH?






+



=

\_\_\_\_\_

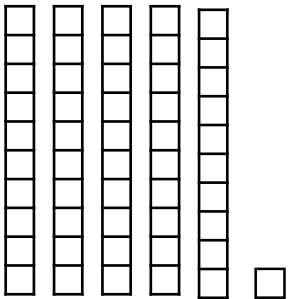


+

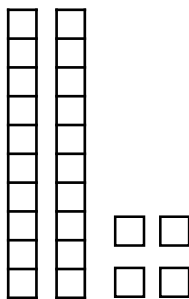


=

\_\_\_\_\_




+




=

\_\_\_\_\_




+



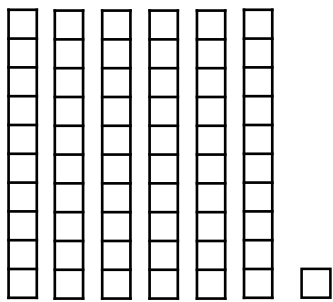
=



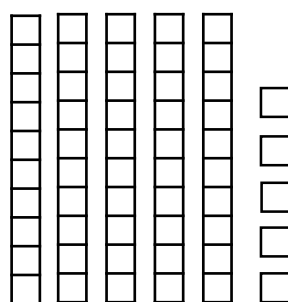
\_\_\_\_\_



+




+



=

\_\_\_\_\_









# Greater than, Less than, or Equal?


Use symbols to fill in the squares

>

<

=











# Greater than, Less than, or Equal?

Use symbols to fill in the squares

>

<

=




# time MATCH

Draw lines to connect the time with the correct clock

4:15



4:45



5:15




5:45



6:15



6:45





# time MATCH

Draw lines to connect the time with the correct clock


5:20




11:55




4:10



1:05



9:25

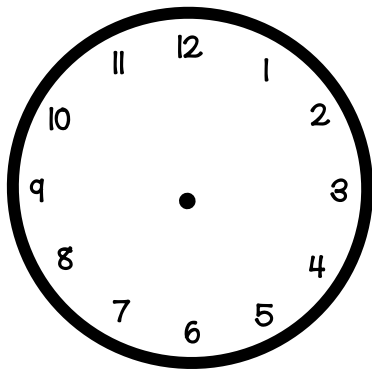


6:35

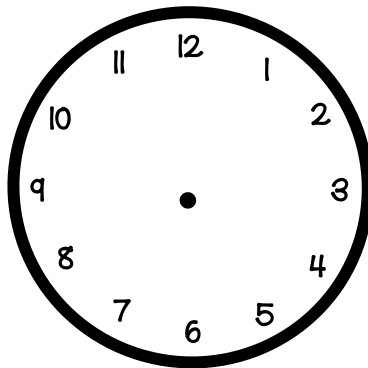


# BUILD THE CLOCKS

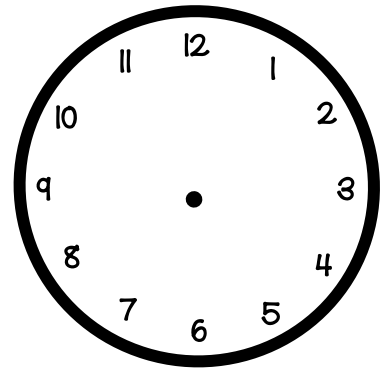
Draw arms on the clocks to show the correct time




12:45




6:45




3:15



1:15



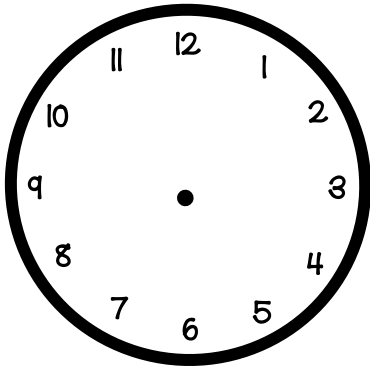
5:15



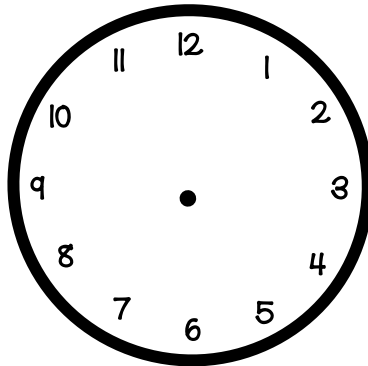
11:15

# BUILD THE CLOCKS

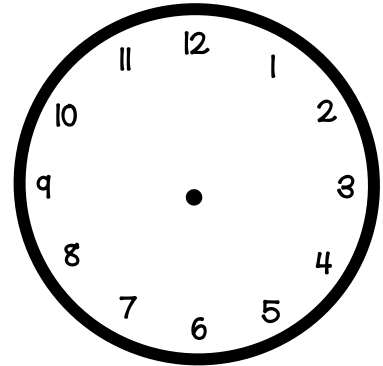
Draw arms on the clocks to show the correct time




4:10




7:40




9:25




8:40




12:55



1:05



Count up by 5



5

\_\_\_\_\_

\_\_\_\_\_

\_\_\_\_\_

\_\_\_\_\_

\_\_\_\_\_

90

\_\_\_\_\_

\_\_\_\_\_

\_\_\_\_\_

\_\_\_\_\_

\_\_\_\_\_

140

\_\_\_\_\_

\_\_\_\_\_

\_\_\_\_\_

\_\_\_\_\_

\_\_\_\_\_

200


\_\_\_\_\_

\_\_\_\_\_


\_\_\_\_\_

\_\_\_\_\_

\_\_\_\_\_



Count up by 10



10

\_\_\_\_\_

\_\_\_\_\_

\_\_\_\_\_

\_\_\_\_\_

\_\_\_\_\_

70

\_\_\_\_\_

\_\_\_\_\_

\_\_\_\_\_

\_\_\_\_\_

\_\_\_\_\_

200

\_\_\_\_\_

\_\_\_\_\_

\_\_\_\_\_

\_\_\_\_\_

\_\_\_\_\_

370

\_\_\_\_\_


\_\_\_\_\_

\_\_\_\_\_


\_\_\_\_\_

\_\_\_\_\_





Count up by 100



100

\_\_\_\_\_

98

\_\_\_\_\_

213

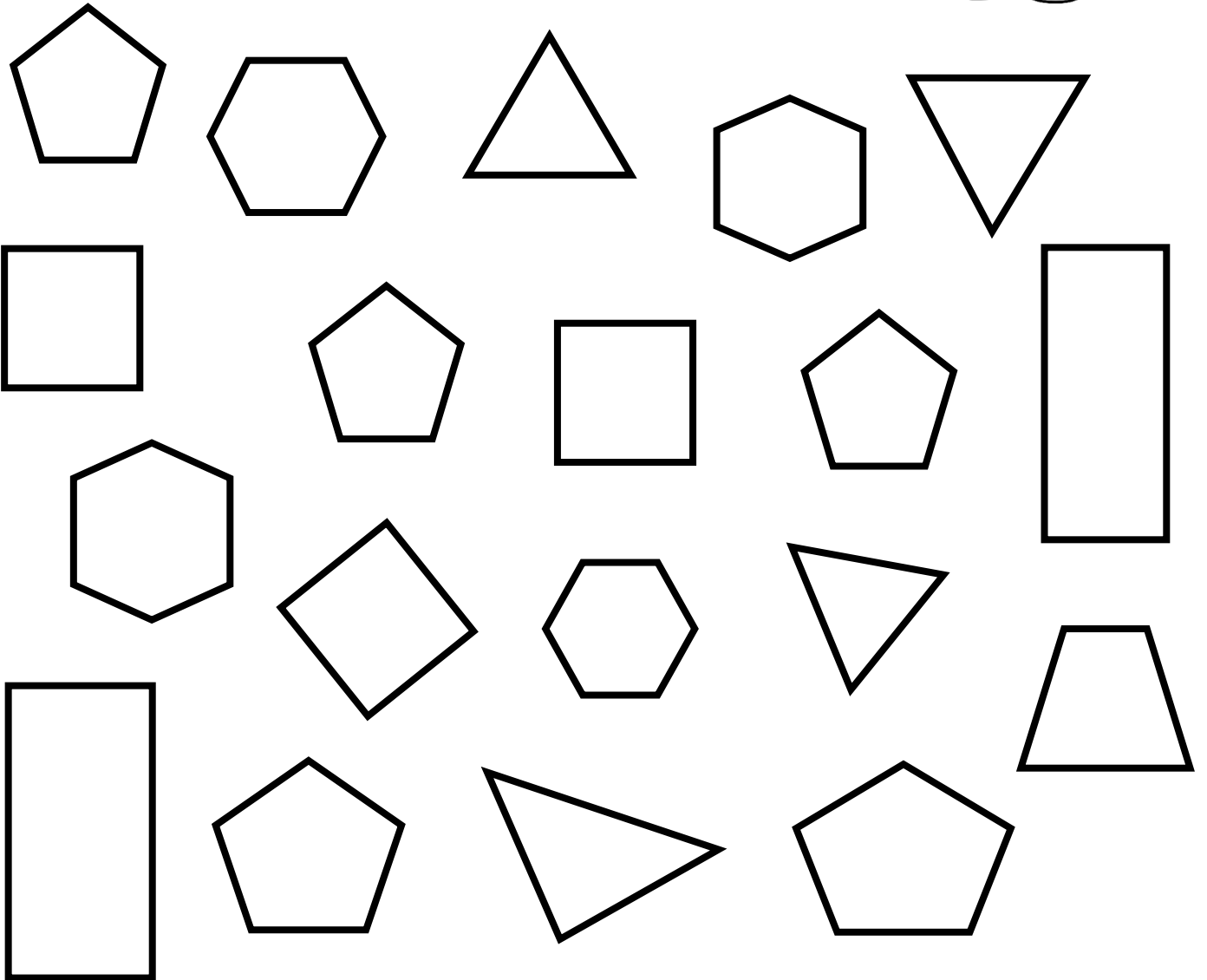

\_\_\_\_\_

467

\_\_\_\_\_



Color the triangles blue  
Color the pentagons red  
Color the hexagons green  
Color the quadrilaterals yellow



There are:

\_\_\_\_\_ triangles

\_\_\_\_\_ hexagons

\_\_\_\_\_ pentagons

\_\_\_\_\_ quadrilaterals

# building arrays

draw rows of dots to build the array for each addition equation, then find the total

$2 + 2 + 2 = \square$

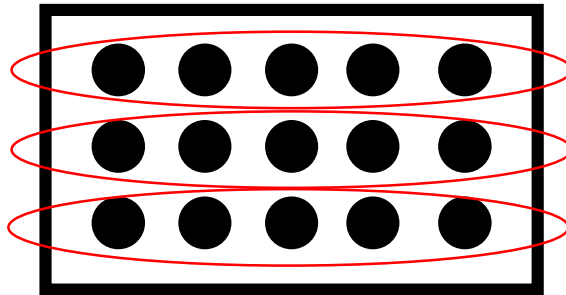


$5 + 5 = \square$



example:

$5 + 5 + 5 = 15$



$3 + 3 + 3 + 3 = \square$



$1 + 1 + 1 + 1 + 1 = \square$





# building arrays

draw rows of dots to build the array for each addition equation, then find the total


$7 + 7 + 7 = \square$

$6 + 6 + 6 = \square$


$8 + 8 = \square$

$3 + 3 + 3 + 3 + 3 = \square$

$4 + 4 + 4 + 4 = \square$



# Summer Word Problems



Jill found 39 seashells on the beach and her friend Allie found 26. How many did they find together?

Answer:

Jack has 53 popsicles in his freezer. If 18 of them are blue and the rest are green, how many are green?

Answer:

Emma picked 67 strawberries. Then her little brother ate 35 of them. How many strawberries does Emma have left?

Answer:

# SEARCH FOR 10!

Circle all the numbers with a sum of 10 that are connected  
(share a side or a corner)

10	0	1	3	7	4	5	6
2	6	9	10	2	6	5	4
8	4	5	8	0	3	2	8
9	1	5	8	9	5	7	9
10	2	1	2	1	5	8	1
8	0	9	6	4	2	7	3

# SEARCH for 20!


Circle all the numbers with a sum of 20 that are connected  
(share a side or a corner)

10	10	11	6	14	7	5	6
12	6	9	10	2	13	14	15
8	14	5	18	10	17	2	18
19	1	15	8	9	15	3	13
20	2	4	11	12	5	9	7
0	18	16	19	1	11	8	12


# SEARCH FOR 100!

Circle all the numbers with a sum of 100 that are connected  
(share a side or a corner)

60	40	10	30	70	40	50	60
20	100	90	100	20	60	50	40
80	0	50	80	0	30	10	90
90	10	50	80	90	50	70	20
100	20	40	20	10	50	80	80
80	0	60	90	10	20	70	30



# Addition Practice



$$12 + 36 =$$


$$25 + 42 =$$

$$41 + 21 =$$


$$55 + 30 =$$

$$66 + 23 =$$

$$78 + 21 =$$



# Addition Practice



$$405 + 115 =$$

$$490 + 282 =$$

$$510 + 220 =$$

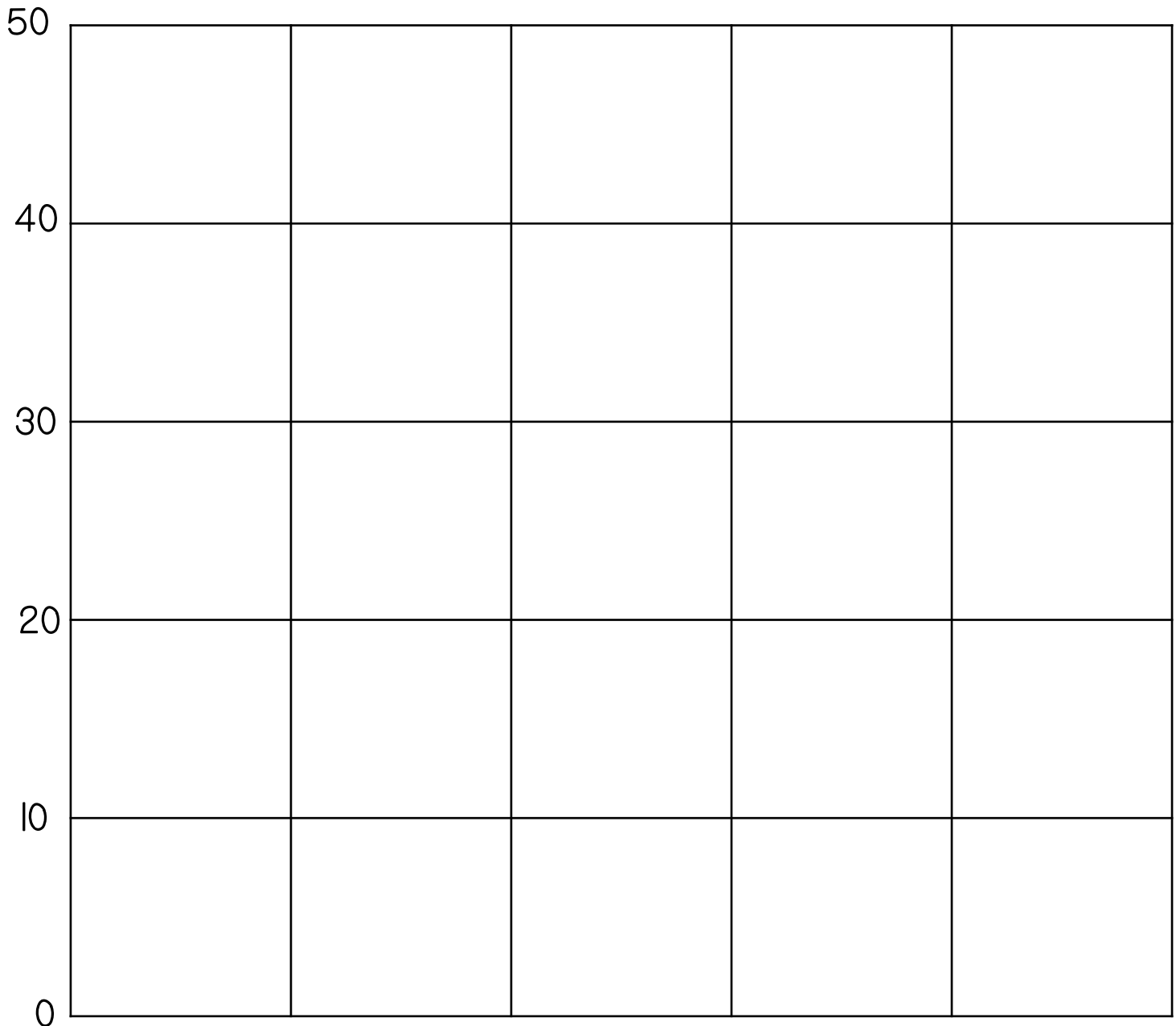
$$548 + 300 =$$

$$675 + 225 =$$

$$718 + 171 =$$


100 children were asked what their favorite pet was.  
Create a bar graph using the responses below

Cat	20 students
Dog	40 students
Snake	10 students
Fish	15 students
Hamster	15 students




\_\_\_\_\_





# Subtraction Practice



$$52 - 32 =$$


$$65 - 40 =$$

$$47 - 21 =$$


$$70 - 60 =$$

$$66 - 37 =$$

$$72 - 16 =$$



# Subtraction Practice



$$400 - 250 =$$

$$590 - 380 =$$

$$710 - 120 =$$



$$358 - 343 =$$

$$805 - 467 =$$

$$998 - 499 =$$



Draw lines to divide the shapes into halves

Then color half of each shape





Draw lines to divide the shapes into thirds

Then color a third of each shape



Draw lines to divide the shapes into fourths

Then color a fourth of each shape



# \$\$ HOW MUCH MONEY? \$\$



\$ \_ . \_ \_



\$ \_ . \_ \_



\$ \_ . \_ \_

# \$\$ HOW MUCH MONEY? \$\$



\$ \_ . \_ \_



\$ \_ . \_ \_



\$ \_ . \_ \_

ANSWER KEY



ten more



29 39

65 75

33 43

77 87

48 58

55 65

56 66

44 54

31 41

63 73

49 59

70 80

72 82

84 94



ten less

41

51

55

65

53

63

37

47

68

78

25

35

36

46

54

64

21

31

83

93

79

89

70

80

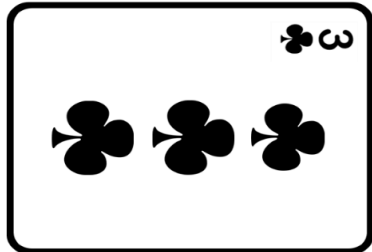
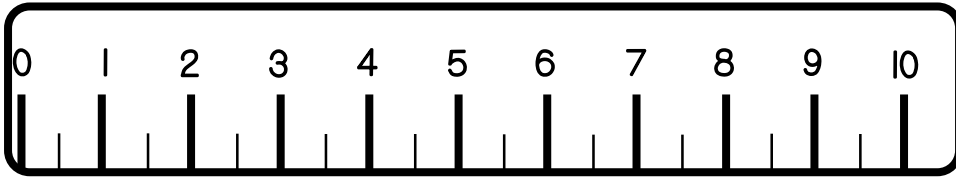
82

92

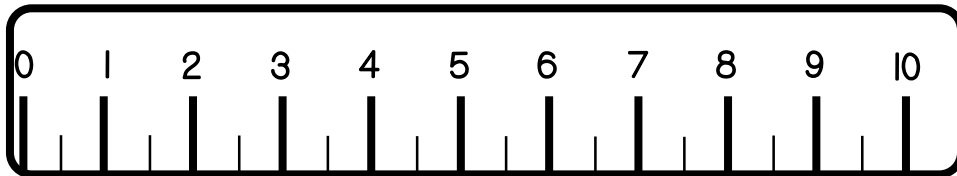
64

74

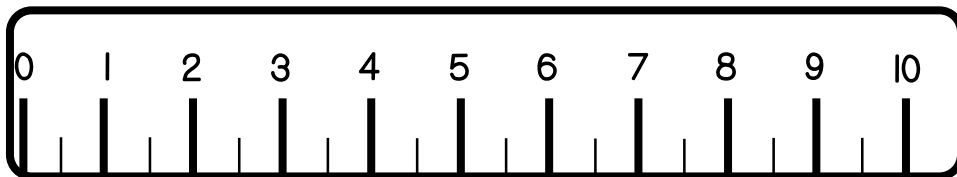
# HOW LONG?




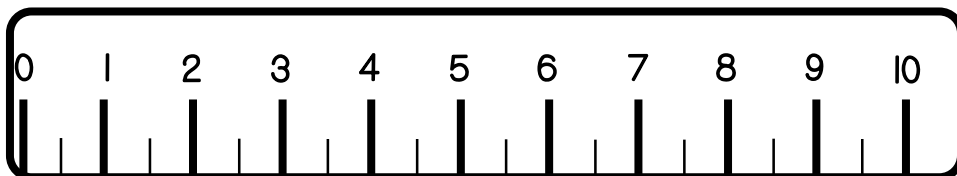
The card is 4 cm long



The quarter is 2 cm long






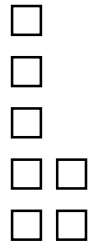
The pencil is 9 cm long

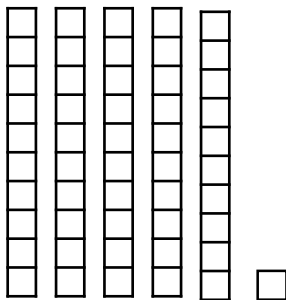
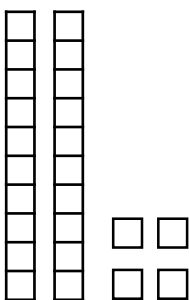


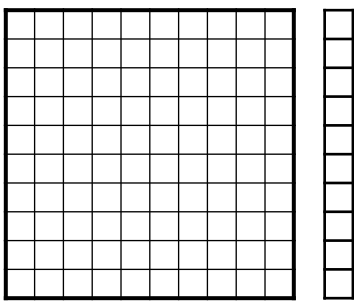

The glue stick is 7 cm long


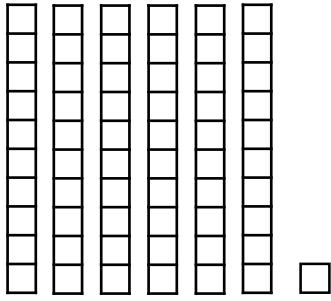
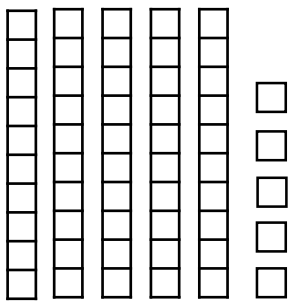
# HOW MUCH?


 $+$  $=$  140

 $+$  $=$  307

 $+$  $=$  75

 $+$  $=$  212

 $+$  $+$  $=$  216




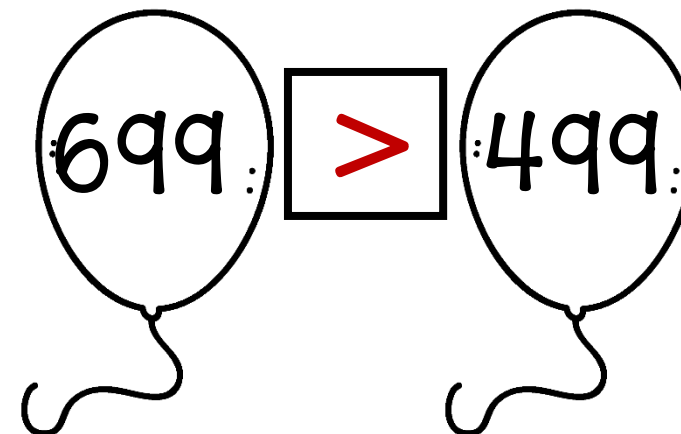




# Greater than, Less than, or Equal?


Use symbols to fill in the squares

>

<

=











# Greater than, Less than, or Equal?

Use symbols to fill in the squares

>

<

=



# time MATCH

Draw lines to connect the time with the correct clock

4:15



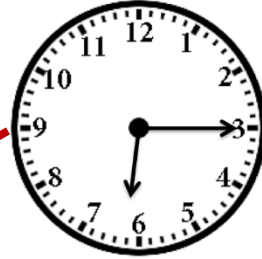
4:45



5:15




5:45



6:15




6:45



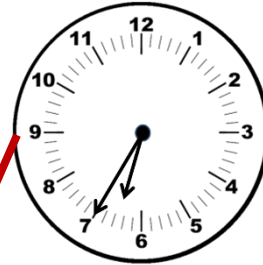
# time MATCH

Draw lines to connect the time with the correct clock

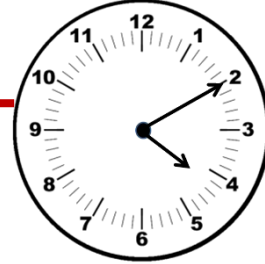
5:20



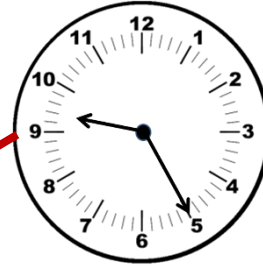
11:55



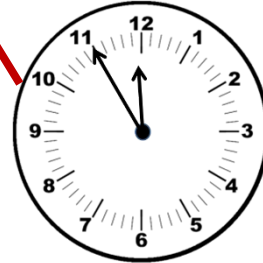
4:10




1:05



9:25



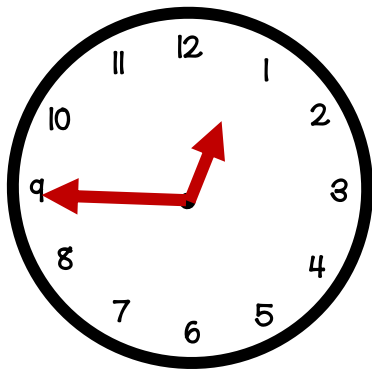
6:35



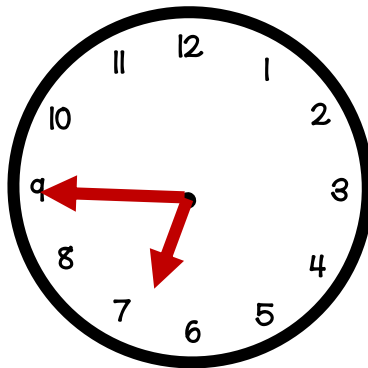


# BUILD THE CLOCKS

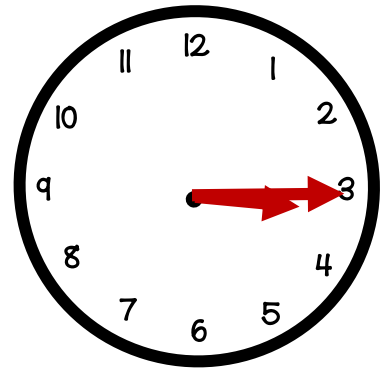
Draw arms on the clocks to show the correct time



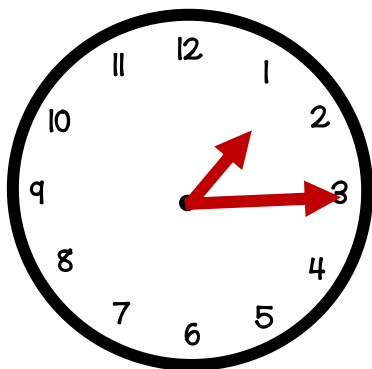
12:45



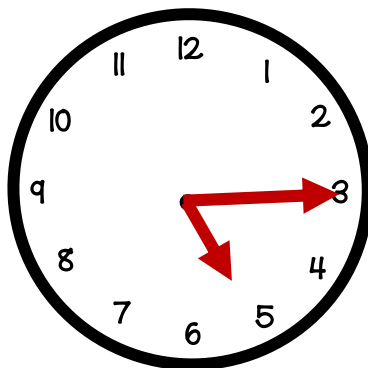
6:45



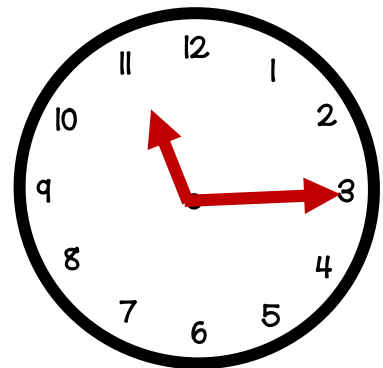
3:15



1:15



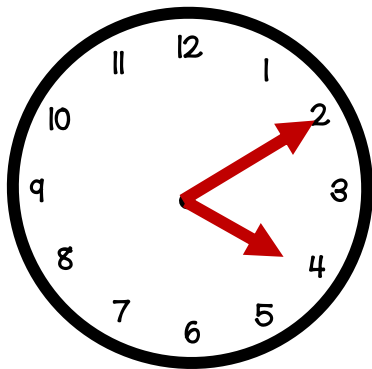
5:15



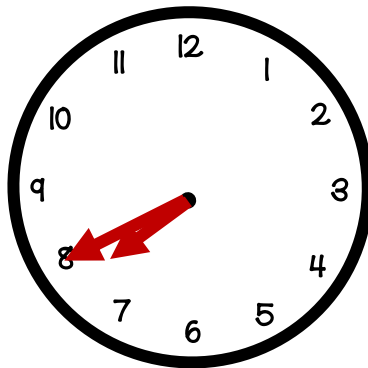
11:15

# BUILD THE CLOCKS

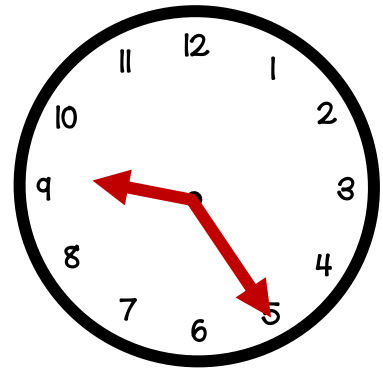
Draw arms on the clocks to show the correct time




4:10



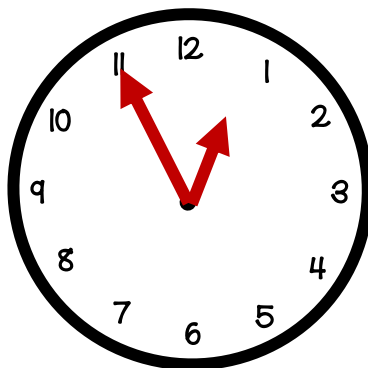
7:40



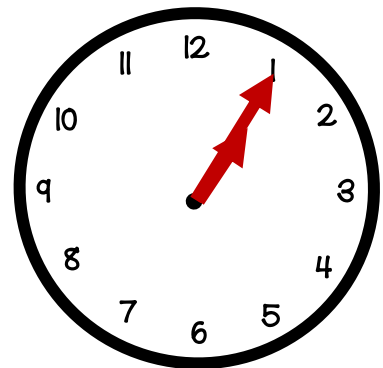
9:25




8:40




12:55



1:05



Count up by 5



5

10

15

20

25

30

90

95

100

105

110

115

140

145

150

155

160

165

200


205

210


215

220

225



Count up by 10



10

20

30

40

50

60

70

80

90

100

110

120

200

210

220

230

240

250

370


380

390


400

410

420



Count up by 100



100

200

300

400

500

600

98

198

298

398

498

598

213

145

150

155

160

165

467

205

210

215

220

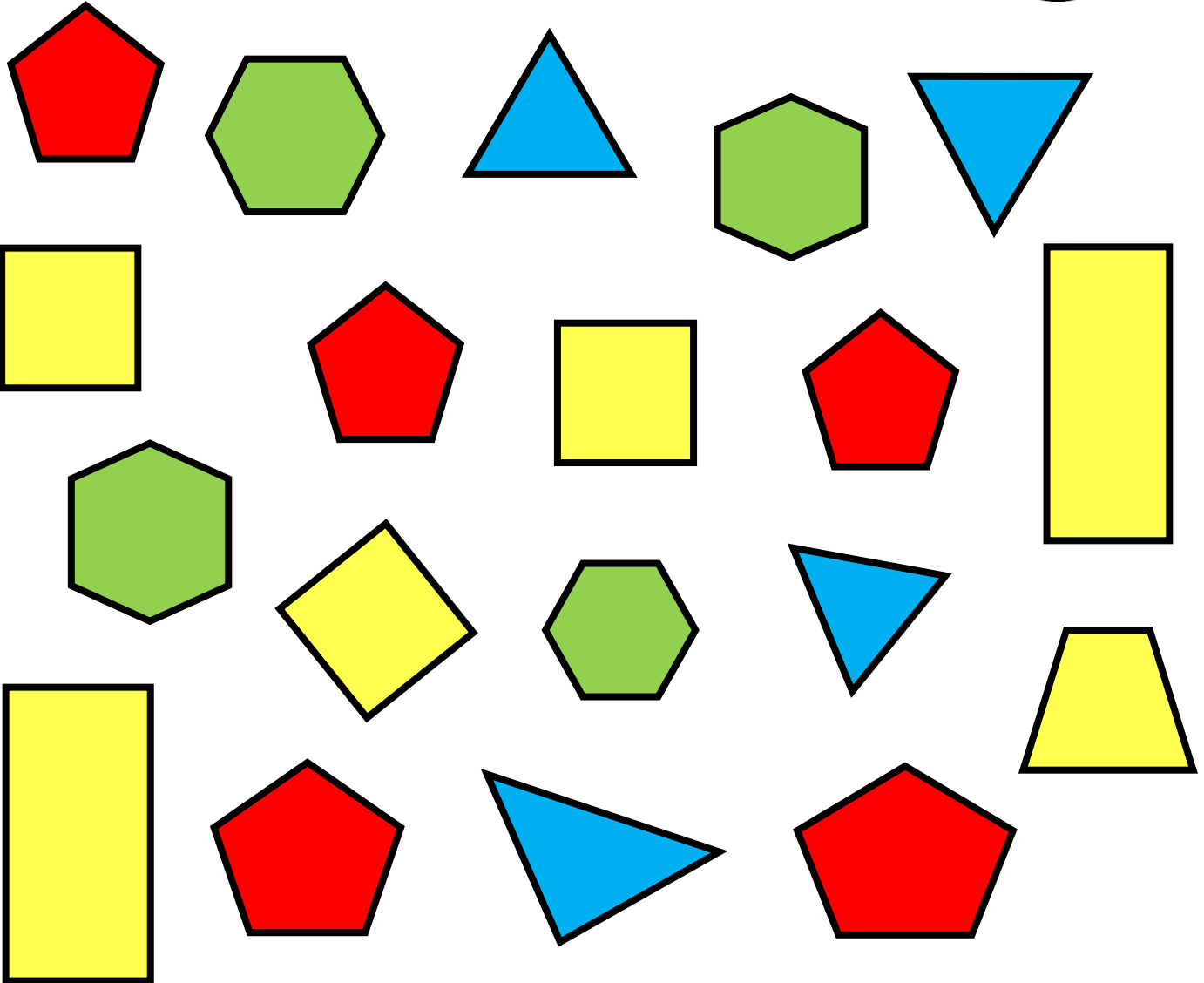

225

Color the triangles blue

Color the pentagons red

Color the hexagons green

Color the quadrilaterals yellow



There are...

4 triangles

4 hexagons


5 pentagons

6 quadrilaterals

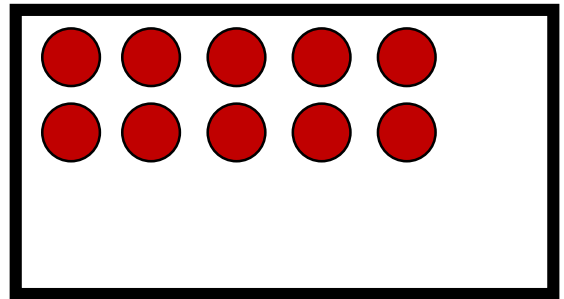
# building arrays

draw rows of dots to build the array for each addition equation, then find the total

$$2 + 2 + 2 = \boxed{6}$$

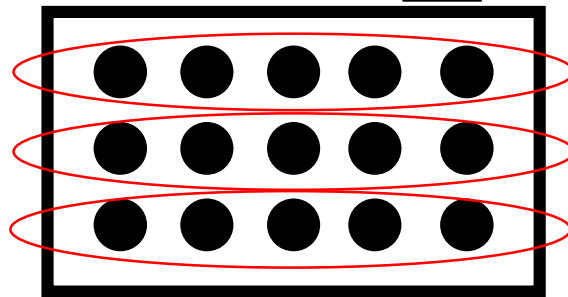


$$5 + 5 = \boxed{10}$$

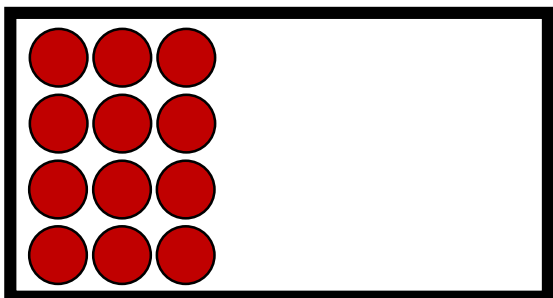


example:

$$5 + 5 + 5 = \boxed{15}$$



$$3 + 3 + 3 + 3 = \boxed{12}$$



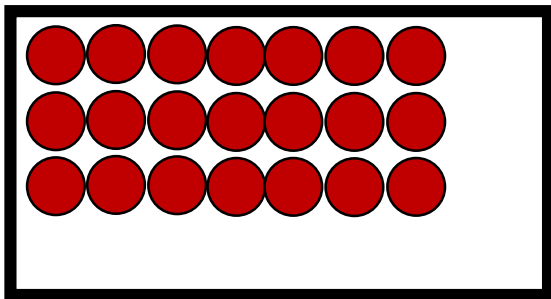
$$1 + 1 + 1 + 1 + 1 = \boxed{5}$$



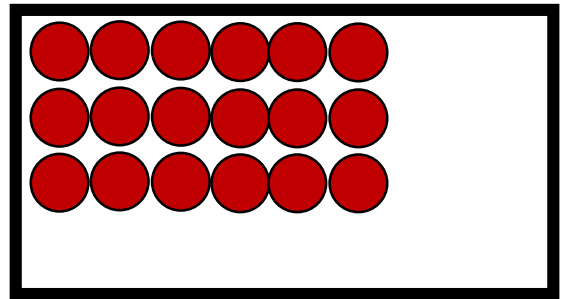
# building arrays

draw rows of dots to build the array for each addition equation, then find the total

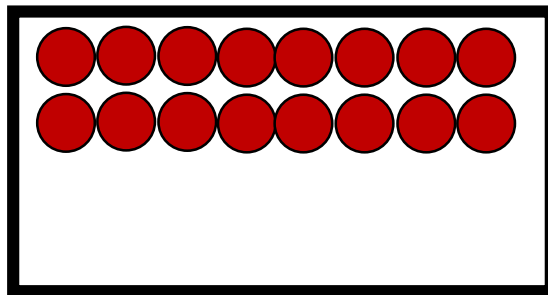
$$7 + 7 + 7 = \boxed{21}$$



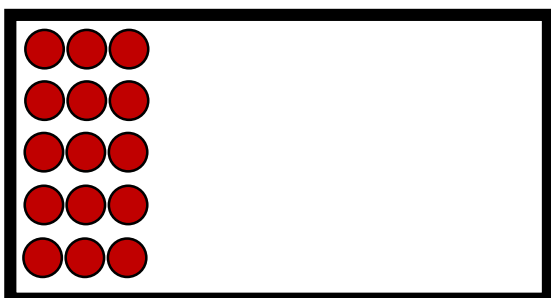
$$6 + 6 + 6 = \boxed{18}$$



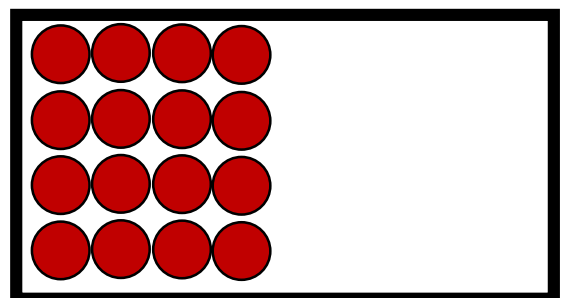
$$8 + 8 = \boxed{16}$$




$$3 + 3 + 3 + 3 + 3 = \boxed{15}$$




$$4 + 4 + 4 + 4 = \boxed{16}$$







# Summer Word Problems



Jill found 39 seashells on the beach and her friend Allie found 26. How many did they find together?

Answer: **65 seashells**

Jack has 53 popsicles in his freezer. If 18 of them are blue and the rest are green, how many are green?

Answer: **35 are green**

Emma picked 67 strawberries. Then her little brother ate 35 of them. How many strawberries does Emma have left?

Answer: **32 strawberries**

# SEARCH FOR 10!

Circle all the numbers with a sum of 10 that are connected (share a side or a corner)

10	0	1	3	7	4	5	6
2	6	9	10	2	6	5	4
8	4	5	8	0	3	2	8
9	1	5	8	9	5	7	9
10	2	1	2	1	5	8	1
8	0	9	6	4	2	7	3

# SEARCH FOR 20!


Circle all the numbers with a sum of 20 that are connected (share a side or a corner)

10	10	11	6	14	7	5	6
12	6	9	10	2	13	14	15
8	14	5	18	10	17	2	18
19	1	15	8	9	15	3	13
20	2	4	11	12	5	9	7
0	18	16	19	1	11	8	12


# SEARCH FOR 100!

Circle all the numbers with a sum of 100 that are connected (share a side or a corner)

60	40	10	30	70	40	50	60
20	100	90	100	20	60	50	40
80	0	50	80	0	30	10	90
90	10	50	80	90	50	70	20
100	20	40	20	10	50	80	80
80	0	60	90	10	20	70	30



# Addition Practice



$$12 + 36 = 48$$


$$25 + 42 = 67$$

$$41 + 21 = 62$$


$$55 + 30 = 85$$

$$66 + 23 = 89$$

$$78 + 21 = 99$$



# Addition Practice



$$405 + 115 = 520$$

$$490 + 282 = 772$$

$$510 + 220 = 730$$

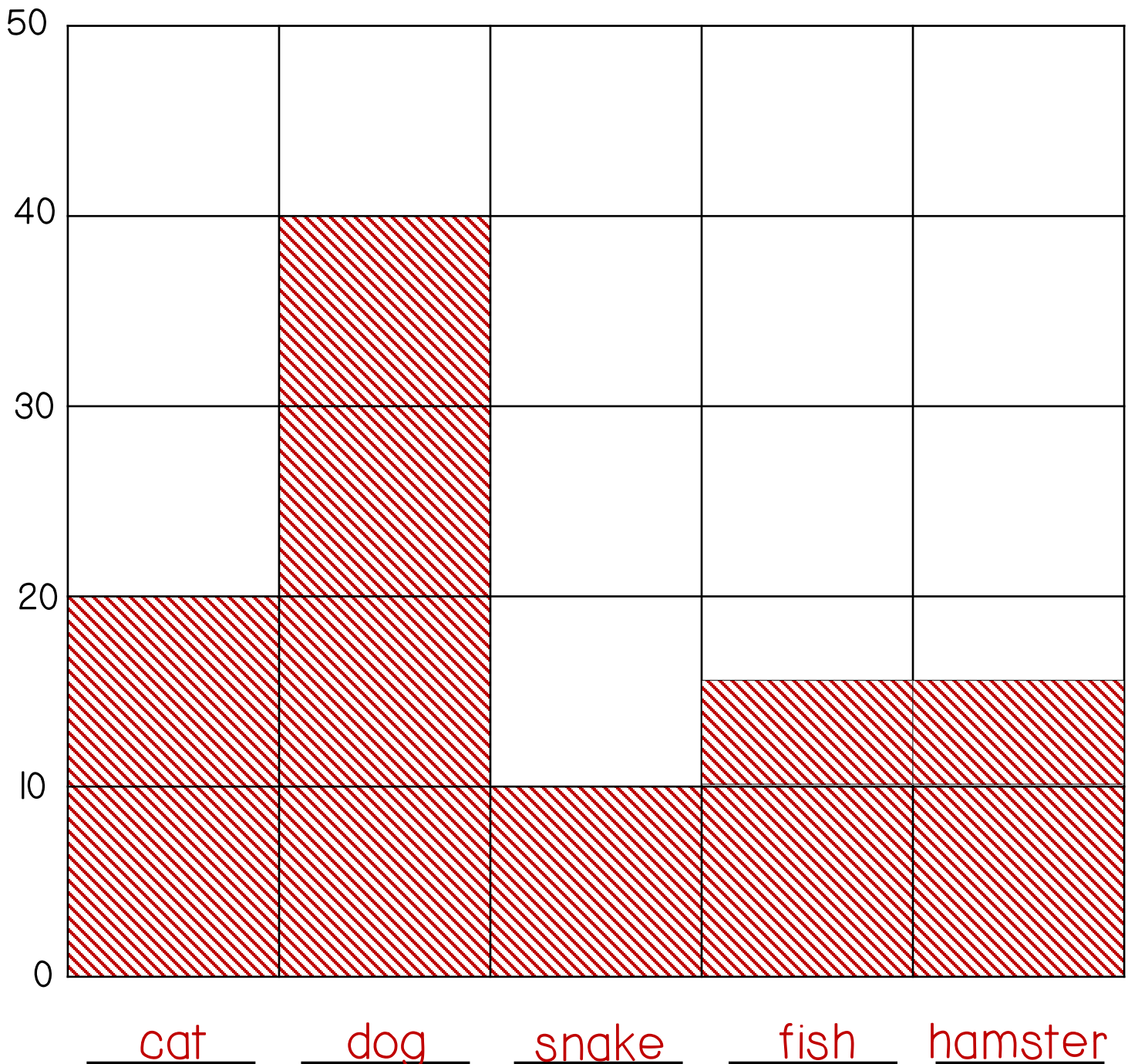
$$548 + 300 = 848$$


$$675 + 225 = 900$$

$$718 + 171 = 889$$


100 children were asked what their favorite pet was.  
Create a bar graph using the responses below

Cat	20 students
Dog	40 students
Snake	10 students
Fish	15 students
Hamster	15 students





# Subtraction Practice



$$52 - 32 = 20$$

$$65 - 40 = 25$$


$$47 - 21 = 26$$

$$70 - 60 = 10$$


$$66 - 37 = 29$$

$$72 - 16 = 56$$





# Subtraction Practice



$$400 - 250 = 150$$

$$590 - 380 = 210$$

$$710 - 120 = 590$$


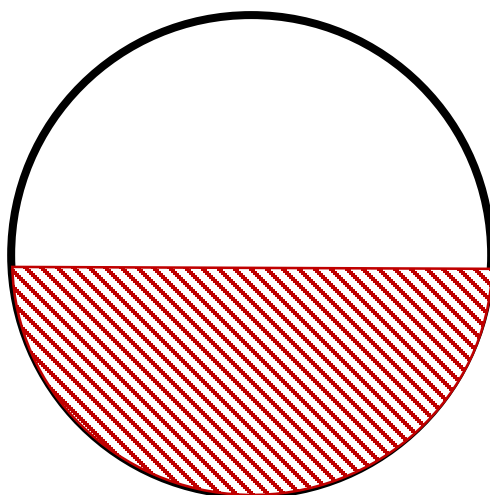

$$358 - 343 = 15$$

$$805 - 467 = 338$$

$$998 - 499 = 499$$




Draw lines to divide the shapes into equal parts

Then color  $\frac{1}{2}$  of each shape




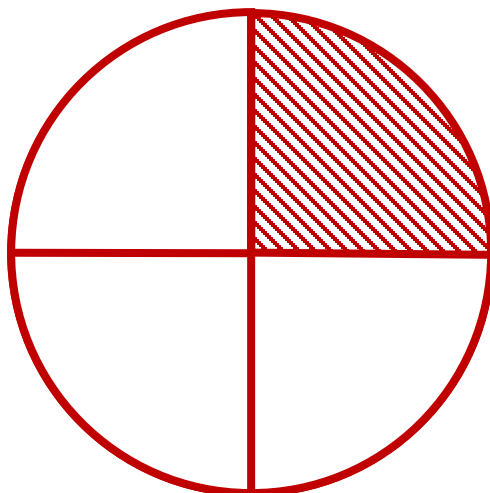

Draw lines to divide the shapes into equal parts

Then color  $\frac{1}{3}$  of each shape



Draw lines to divide the shapes into equal parts

Then color  $\frac{1}{4}$  of each shape



# \$\$ HOW MUCH MONEY? \$\$



\$0 . 6 0



\$0 . 4 7



\$0 . 4 5

# \$\$ HOW MUCH MONEY? \$\$



\$ 1 . 2 5




\$ 1 . 1 5



\$ 0 . 1 9

# Visit 123 for more math resources!



# thank you

We are so thankful you downloaded our product. We hope you and your students enjoy it! If you have any questions or notice any errors please feel free to contact us. Be sure to follow us on TPT to receive updates when we post new bilingual resources that help support conceptual understandings in math!



## terms of use

Each page of this product is copyrighted & intended for classroom use only. Please feel free to blog or post about the use of this product but be sure to give us credit when doing so

FOR LATEST UPDATES BE SURE TO FOLLOW US ON:

